

Title :

Programmable Nanomedicine and Multifunctional Vectors for the Selective Targeting of HIV-1 Reservoirs: Toward a Next-Generation Shock & Kill Strategy


Author :

Ndenga Lumbu Barack (alias BarackEinstein97)

Independent Researcher

Kinshasa, Democratic Republic of the Congo

 ndengabarack@gmail.com

 (+243) 837767430

07/01/2026

Abstract

The persistence of replication-competent HIV-1 within latent cellular reservoirs constitutes the definitive barrier to a cure. While antiretroviral therapy suppresses active replication, it cannot engage transcriptionally silent proviruses. This review articulates a paradigm shift from systemic pharmacology to precision-targeted intervention, enabled by programmable nanomedicine. We examine the conceptual and material foundations of multifunctional nanovectors engineered to execute the sequential steps of "Shock & Kill"—latency reversal, immune engagement, and targeted cell elimination—within a single, spatiotemporally controlled system. These platforms offer a transformative solution to the core limitations of conventional approaches, promising to translate the Shock & Kill hypothesis from a blunt empiric strategy into an orchestrated therapeutic reality.

Keywords : HIV cure, Latent reservoir, Shock and Kill, Nanomedicine, Targeted drug delivery, Multifunctional nanoparticles, Programmable release, Combinatorial therapy, Stimuli-responsive, Cell-specific targeting, Viral persistence, Lymphoid tissue, CD4+ T cells, Precision medicine, Translational research

1. Introduction: The Therapeutic Invisibility of the Reservoir and the Imperative for a New Logic

The inability to cure HIV-1 is not a failure of therapeutic potency, but of accessibility and specificity. Latent reservoirs comprise a minute, dispersed population of cells that are pharmacologically inert and immunologically invisible. The classic "Shock & Kill" paradigm—systemic latency reversal followed by immune-mediated clearance—was conceived to overcome this invisibility. Its clinical failure, however, has been instructive, revealing fatal flaws: non-specific reservoir activation, inadequate immune effector responses, and prohibitive off-target toxicities. These shortcomings expose a fundamental mismatch between the systemic delivery of first-generation agents and the precise, coordinated biological action required. This disconnect has catalyzed the emergence of programmable nanomedicine as a framework uniquely equipped to impose precision upon this complex biological problem, transitioning from a strategy of provocation to one of orchestrated eradication.

2. Nanomedicine as a Precision Engineering Platform for Viral Eradication

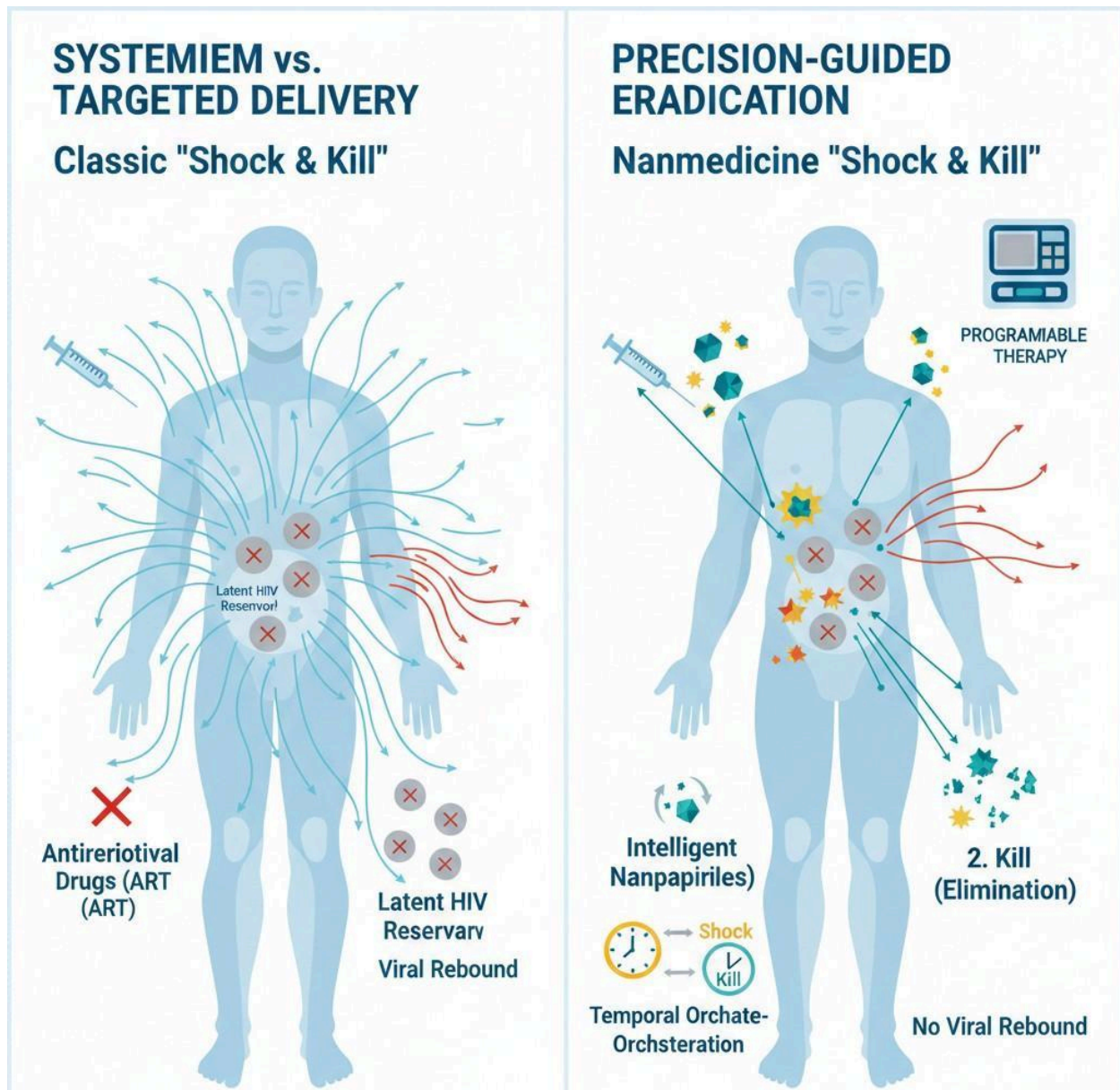


Figure 1. Programmable nanomedicine enables a shift from systemic to precision-guided Shock & Kill.

A) Classical systemic approach: Schematic representation of systemic administration of free latency-reversing agents (LRAs) and immunomodulators, leading to broad biodistribution, inadequate reservoir penetration in lymphoid tissues, and off-target effects.

(B) Next-generation targeted approach: Programmable multifunctional nanovectors (teal) accumulate preferentially in lymphoid tissue sanctuaries (e.g., lymph nodes, gut-associated lymphoid tissue). Sequential, localized release of payloads (1. Shock / 2. Kill) ensures temporal

orchestration and targeted elimination of reactivated reservoir cells (orange), minimizing systemic exposure. Created with [BioRender.com](https://www.biorender.com).

2.1 Beyond Miniaturization: The Principles of Programmability

Nanomedicine represents more than drug delivery at the nanoscale; it is a design philosophy for biological intervention. Its core innovation lies in engineering carriers whose physicochemical and biological behaviors—size, surface chemistry, biodistribution, payload release—are not inherent but prescribed. This programmability transforms a therapeutic agent from a molecule with fixed pharmacokinetics into a modular system whose actions can be contingent on cellular identity, tissue microenvironment, or external triggers.

2.2 Overcoming Pharmacological Failures: Targeted Accumulation and Protected Delivery

Conventional latency-reversing agents (LRAs) are plagued by rapid clearance, poor penetration into lymphoid and mucosal sanctuaries, and dose-limiting systemic effects. Nanocarriers fundamentally alter this dynamic. By controlling size and surface properties, they exploit physiological pathways (e.g., enhanced permeability and retention, lymphatic drainage) to achieve preferential accumulation at reservoir sites. Furthermore, they act as protective enclosures, shielding labile molecules from degradation and mitigating off-target exposure, thereby converting a systemic drug into a targeted weapon.

3. The Multifunctional Vector: Integrating Shock, Kill, and Control into a Unified System

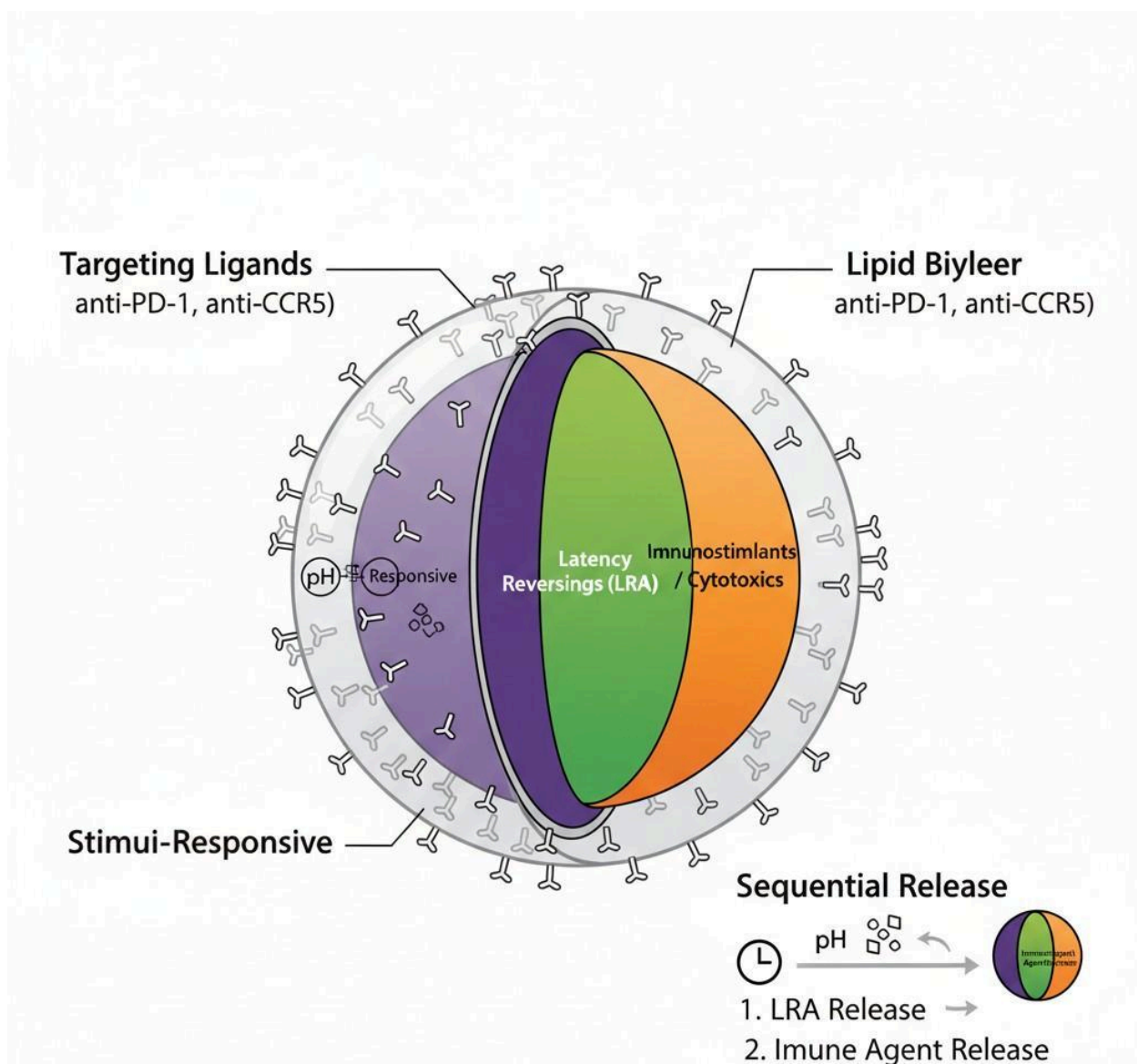


Figure 2. Architecture of a multifunctional nanovector for coordinated reservoir targeting.

Cutaway schematic detailing the internal structure and surface functionalization of a single programmable nanoparticle. Key components include: (i) A stimuli-responsive matrix co-encapsulating synergistic payloads: latency-reversing agents (LRA, purple), antiretrovirals (ART, green), and immunostimulatory/cytotoxic agents (orange). (ii) A lipid bilayer decorated with targeting ligands (e.g., antibodies against CD4, CCR5, or PD-1) for cell-specific uptake. (iii) Surface moieties responsive to environmental triggers (e.g., pH, enzymes) for controlled payload release. Created with [BioRender.com](https://www.biorender.com).

3.1 The Rationale for Combinatorial Payloads

HIV-1 latency is maintained by a redundant network of epigenetic, transcriptional, and immunological checks. Disrupting this stable state and ensuring the elimination of reactivated cells requires a multi-pronged, coordinated attack that single-agent therapies cannot provide. Multifunctional nanovectors solve this by enabling the co-encapsulation and co-delivery of synergistic payloads to the same target cell.

3.2 Architectural Principles of a Therapeutic Nanosystem

An ideal next-generation vector is architected to perform a logical sequence of operations:

1. **Primary Activation:** Delivery of potent, complementary LRAs (e.g., HDAC inhibitors coupled with PKC agonists) to maximally reverse latency.
2. **Containment:** Inclusion of antiretrovirals to prevent de novo infection from any released virions, isolating the therapeutic effect.
3. **Elimination Signal:** Co-delivery of either (a) a direct cytotoxic agent, or (b) immunostimulatory molecules (e.g., STING agonists, IL-15) to prime innate and adaptive immune effectors.

This temporal and spatial coordination of multiple drug classes is the nanovector's defining advantage, ensuring the "kill" phase is both immediate and localized to the "shocked" cell.

4. Precision Targeting: Directing the Therapeutic System to the Reservoir

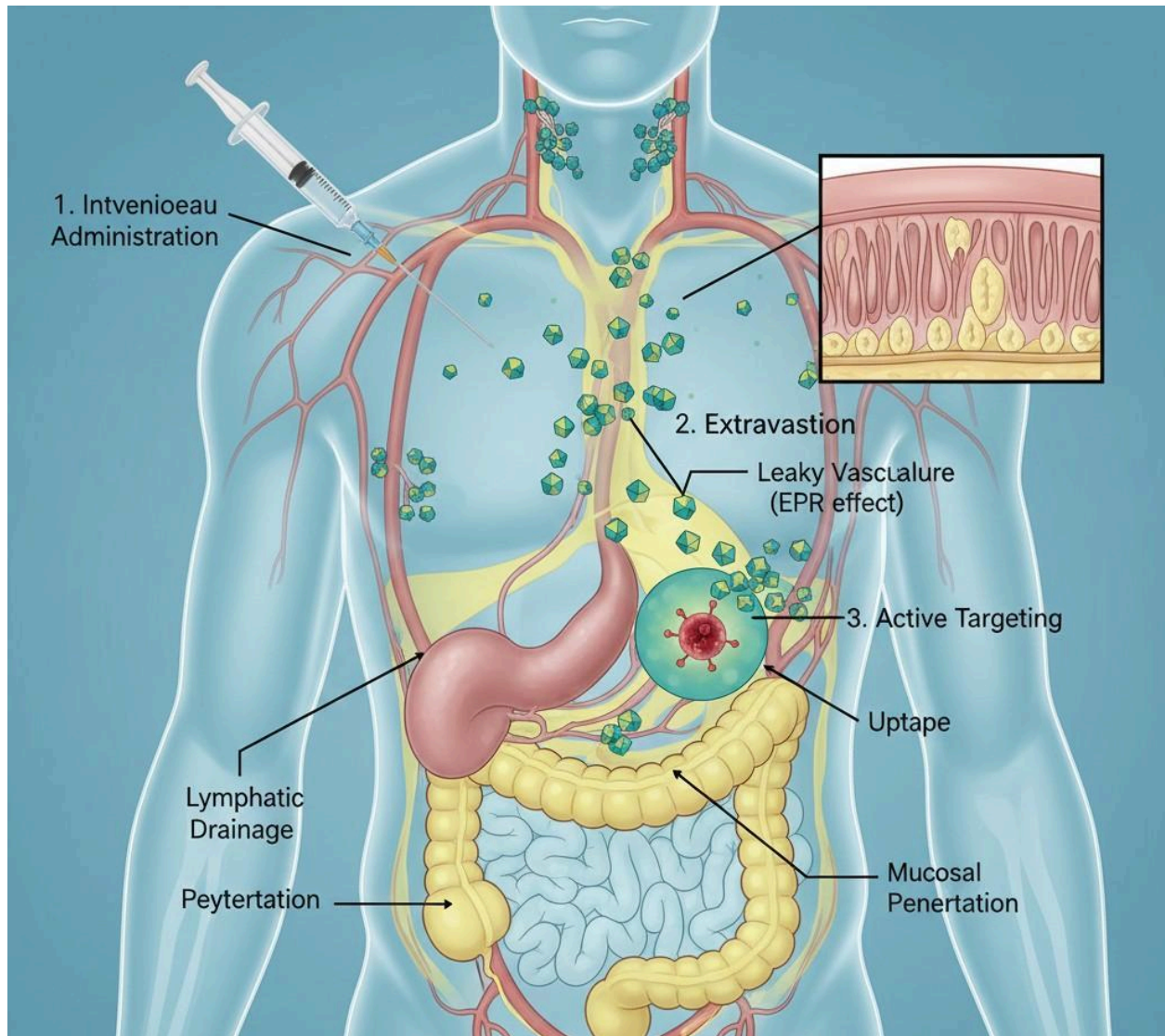


Figure 3. Anatomical and cellular targeting strategies for HIV-1 reservoir sanctuaries.

Illustration of the in vivo journey and targeting mechanisms of nanovectors. (i) Post-intravenous administration, nanoparticles (yellow) extravasate through permeable vasculature and drain into the lymphatic system. (ii) Functionalized vectors home to and accumulate within key reservoir

sites: lymphoid follicles in lymph nodes and the gut-associated lymphoid tissue (GALT). (iii)
Close-up view of active targeting: a nanovector binds via surface ligands to specific receptors on a latently infected CD4+ T cell (blue), facilitating uptake and intracellular payload delivery. Created with [BioRender.com](https://www.biorender.com).

4.1 Cellular Targeting via Surface Functionalization

To minimize collateral damage, nanovectors can be decorated with ligands (antibodies, peptides, aptamers) that bind surface markers enriched on reservoir-harboring cells. Targets under investigation include immune checkpoint receptors (PD-1, LAG-3) associated with T-cell exhaustion, memory T-cell markers (CD45RO), or the HIV-1 co-receptors CCR5/CXCR4. This "active targeting" enhances specific cellular uptake, concentrating therapeutic payloads where they are needed.

4.2 Anatomical Targeting of Sanctuary Sites

A significant reservoir fraction resides in anatomical sanctuaries like the lymphoid follicles and gut-associated lymphoid tissue (GALT), which are poorly penetrated by free drugs. Nanocarriers can be engineered for mucoadhesion, size-tuning for lymphatic transport, or macrophage "trojan horse" delivery to overcome these biological barriers, placing the therapeutic system directly within the reservoir's stronghold.

5. Programmable Release: Activating Therapy on Demand

5.1 Environmentally-Responsive Triggering

Advanced nanovectors incorporate "smart" materials that release their payload only in response to specific cues in the target microenvironment. These can include:

- The acidic pH of endosomal compartments.
- Elevated redox potential or specific enzyme activity (e.g., proteases) associated with activated or inflamed tissues.
- External triggers like focused ultrasound or light for spatiotemporal control.

This ensures drug activity is concentrated at the desired site of action, enhancing safety and efficacy.

5.2 Temporal Orchestration of the Shock & Kill Cascade

A critical flaw of early trials was the dissociation between viral reactivation and immune clearance. Programmable nanovectors can be designed for sequential or staggered payload release. For instance, the LRA payload can be engineered to release first, followed by a time-delayed release of the immunostimulant or cytotoxin. This built-in timing mechanism enforces the necessary causal sequence of the strategy, a level of control impossible with systemic drug administration.

6. Engineering the Immune Microenvironment for Effective Killing

Reactivation alone is insufficient if the immune system is exhausted or tolerant. Nanomedicine allows for the localized "re-education" of the immune microenvironment. Vectors can be designed to simultaneously deliver:

- Immune checkpoint inhibitors (e.g., anti-PD-1) to reverse T-cell exhaustion.
- Adjuvants to enhance antigen presentation by dendritic cells.
- Chemoattractants to recruit natural killer (NK) cells and cytotoxic T lymphocytes (CTLs).

By transforming the reservoir niche from an immunosuppressive hideout into an immunologically active site, nanovectors ensure the reactivated cell faces a competent executioner.

7. Translational Challenges and the Path Forward

The transformative potential of this approach is matched by its translational complexity. Key hurdles include:

- Long-term biocompatibility and clearance of nanomaterials.
- Scalable, reproducible manufacturing of complex multifunctional systems.
- Predictable in vivo behavior and avoidance of the protein corona effect.
- Navigating a novel regulatory pathway for combination products.

Progress will depend on close collaboration between virologists, immunologists, materials scientists, and clinicians. Rigorous preclinical models that accurately recapitulate human latency and immune responses are paramount.

8. Conclusion: Redefining the Therapeutic Paradigm

Nanomedicine does not merely offer incremental improvement to the HIV-1 cure agenda; it provides a new foundational language for confronting viral persistence. By encoding therapeutic logic into the very structure of a delivery system—dictating where it goes, when it acts, and what sequence of events it triggers—we move beyond the limitations of molecular pharmacology. Programmable, multifunctional nanovectors represent the first platforms capable of executing the precise, multi-step biological algorithm required to dismantle the HIV-1 reservoir. While significant challenges remain, this convergence of nanotechnology and virology marks a pivotal transition: from hoping the immune system might clear reactivated cells, to engineering a targeted machine that guarantees it. The path to a cure may well be built, not from a new drug alone, but from a new form of controlled, intelligent matter.

References

Margolis et al., Nature Reviews Microbiology, 2020 – HIV latency and cure strategies

Spivak & Planelles, Current Opinion in HIV and AIDS, 2018 – Shock & Kill limitations

Dash et al., Nano Today, 2021 – Nanomedicine in HIV therapy

Kumar et al., Advanced Drug Delivery Reviews, 2020 – Nanocarriers for viral reservoirs

Deeks et al., Lancet, 2016 – HIV cure research framework

Gupta et al., Science Translational Medicine, 2019 – Targeted delivery in HIV

Chuck, C., Robinson, J., & Ndenga, B. (2025). Bio-Adaptive Quantum Error Correction: Immune-Inspired Priors Enable 22–65% Overhead Reduction in Surface-Code Decoding (Version V1). Zenodo. <https://doi.org/10.5281/zenodo.17684948>

Maman Moussa Maman, M., & Ndenga, B. (2025). Nutritional and Nutraceutical Valorization of Edible Grasshoppers from Niger: A Multi-Omics Characterization Integrated with Artificial Intelligence for Personalized Food Formulations (Version V1). Zenodo. <https://doi.org/10.5281/zenodo.17841603>

Maman Moussa Maman, M., & Ndenga, B. (2025). Mathematical and Nutritional Modeling for Predicting the Effectiveness of Malaria Preventive Interventions: An Integrated Epidemiological Framework for Population-Level Risk and Response Optimization (Version V1). Zenodo. <https://doi.org/10.5281/zenodo.17886414>

Maman Moussa Maman, M., & Ndenga, B. (2025). Beyond Body Mass Index: Development of the Adjusted Central Corpulence Index (ICCA) Integrating Age, Sex, and Abdominal Adiposity for Cardiometabolic Risk Assessment (Version V1). Zenodo. <https://doi.org/10.5281/zenodo.17955316>

Maman Moussa Maman, M., Ndenga, B., SORE, I., Makiasi hambadiana, Y., & SCHOUNA MENI, C. (2025). Integrative Modulation of Telomeric Dynamics and Cellular Senescence through Nutrition, Phyto-Pharmacological Compounds, Translational Medicine, Artificial Intelligence, and Quantum Simulation. (Version V1). Zenodo. <https://doi.org/10.5281/zenodo.18075291>

Maman Moussa Maman, M., Ndenga, B., SORE, I., Makiasi hambadiana, Y., SCHOUNA MENI, C., & Fatou, D. (2026). Complementary Mechanisms of Action

and Potential Synergies Between Nutrition, Physical Activity, and Phytotherapy in Cardiometabolic Prevention : A Narrative Review and Theoretical Framework for the African Context (Version V1). Zenodo.

<https://doi.org/10.5281/zenodo.18116505>

Maman Moussa Maman, M., Ndenga, B., SORE, I., Makiasi hambadiana, Y., SCHOUNA MENI, C., & Fatou, D. (2026). Development and Validation of ICCA-O (Optimized Adjusted Central Adiposity Index): A Composite Cardio-Metabolic Risk Indicator Integrating BMI, WHR, WtHR, ABSI, and BAI (Version V1). Zenodo.

<https://doi.org/10.5281/zenodo.18119723>

Maman Moussa Maman, M., & Ndenga, B. (2025). Artificial Intelligence–Driven Personalized Optimization of Antimalarial Therapies Through the Integration of Nutrition, Phytotherapy, and Pharmacology: A Multi-Factor Predictive Modeling Framework (Version V1). Zenodo. <https://doi.org/10.5281/zenodo.17861029>

Maman Moussa Maman, M., & Ndenga, B. (2025). AI-Enhanced Biochemical Discovery and Optimization of Antimalarial Compounds from Indigenous Medicinal Plants: An Integrative Framework for Data-Driven Natural Product Drug Development (Version V1). Zenodo. <https://doi.org/10.5281/zenodo.17868086>

Makiasi Hambadiana, Y., & Ndenga, B. (2025). Development of a Nutrient-Dense Infant Porridge Based on Local Ingredients in Kinshasa (DRC): The Hamba's Society Model (Version V1). Zenodo. <https://doi.org/10.5281/zenodo.17089147>

Makiasi Hambadiana, Y., & Ndenga, B. (2025). Prostate-Protective Bioactivity of Cucurbita maxima Seeds: Molecular Pathways, Endocrine Regulation, and Clinical Relevance (Version V1). Zenodo. <https://doi.org/10.5281/zenodo.17880798>

Makiasi hambadiana, Y., & Ndenga, B. (2025). Biocatalytic and Cytoprotective Role of the Zinc–L–Carnosine Complex in Gastric Mucosal Regeneration (Version V1). Zenodo. <https://doi.org/10.5281/zenodo.17410492>

Makiasi Hambadiana, Y., & Ndenga, B. (2025). Functional and Preventive Potential of Cucurbita maxima as a Nutritional Therapeutic Agent. (Version V1). Zenodo. <https://doi.org/10.5281/zenodo.17763294>

Ndenga, B. (2025). Information-Driven Order Formation in Natural and Artificial Systems (Version V1). Zenodo. <https://doi.org/10.5281/zenodo.17970157>

Ndenga, B. (2025). Reading and Transcription of a Tetra-Stranded Genetic Polymer : Decoding Channels, Controlled Ambiguities, and the Formal Definition of the Q-Code (Version V1). Zenodo. <https://doi.org/10.5281/zenodo.18068961>

Ndenga, B. (2025). Information-Theoretic Capacity of a Tetra-Stranded Hereditary Polymer : Effective Alphabets, Encoding Density, and Readout Constraints in Q-DNA (Version V1). Zenodo. <https://doi.org/10.5281/zenodo.18056935>

Ndenga, B. (2025). Replication of a Tetra-Stranded Genome : Mechanistic Scenarios and Minimal Enzymatic Constraints for Q-DNA (Version V1). Zenodo. <https://doi.org/10.5281/zenodo.18064787>

Ndenga, B. (2025). Catalogue of Tetra-Stranded Helical Architectures: Classes, Topological Invariants, and Structural Transitions (Version V1). Zenodo. <https://doi.org/10.5281/zenodo.18028731>

Ndenga, B. (2025). Q \leftrightarrow D Kinetics: Nucleation, Propagation, and Kinetic Traps in a Tetra-Stranded Hereditary Polymer (Version V1). Zenodo. <https://doi.org/10.5281/zenodo.18054763>

Ndenga, B. (2025). Thermodynamics of a Tetra-Stranded Genome: Stability, Thresholds, and Entropic Constraints (Version V1). Zenodo. <https://doi.org/10.5281/zenodo.18036881>

Ndenga, B. (2025). Q-DNA: A Formal Definition of a Canonical Tetra-Stranded Hereditary Polymer Beyond the Double Helix (Version V1). Zenodo. <https://doi.org/10.5281/zenodo.18015887>

Ndenga, B. (2025). Quantum π in Biomolecular Dynamics: Proteins as Nano-Quantum Fluids (Version V1). Zenodo. <https://doi.org/10.5281/zenodo.17795878>

Ndenga, B. (2025). Evolvability and Selection in a Tetra-Stranded Genome : Robustness, Modularity, and Adaptive Dynamics in Q-DNA (Version V1). Zenodo. <https://doi.org/10.5281/zenodo.18071359>

Ndenga, B., & Sharma, H. (2025). Information Against Entropy: Toward a Governing Principle of Organization in Complex Systems (Version V1). Zenodo. <https://doi.org/10.5281/zenodo.17944808>

Ndenga, B., & Himanshi, . sharma . (2025). Microcapsule-Enabled Self-Healing Silicon Anodes for Next-Generation Lithium-Ion Batteries: A Conceptual Design, Materials Framework, and Technical Feasibility Study (Version V1). Zenodo. <https://doi.org/10.5281/zenodo.17981741>

Ndenga, B. (2025). Rigidity, Torsion, and Mechanical Response of a Tetra-Stranded Genome : A Unified Theoretical and Experimental Framework for Q-DNA Elasticity (Version V1). Zenodo. <https://doi.org/10.5281/zenodo.18052220>

Ndenga, B. (2025). Mutation Landscape and Error Correction in Q-DNA : Correlated Errors, Structural Redundancy, and Topological Self-Correction in a Tetra-Stranded Hereditary Polymer (Version V1). Zenodo. <https://doi.org/10.5281/zenodo.18060921>

Ndenga, B. (2025). Legume-Derived Anti-Angiogenic Networks Targeting Renal Cell Carcinoma: Mechanistic Insights into Polyphenol–Saponin–Fiber Bioactive Complexes from Phaseolus vulgaris (Version V1). Zenodo. <https://doi.org/10.5281/zenodo.18005392>

Ndenga, B. (2025). Climate-Adaptive Batteries: Passive Thermal Regulation of Lithium-Ion Batteries Using Thermochromic Functional Surface Films (Version V1). Zenodo. <https://doi.org/10.5281/zenodo.17999867>

Ndenga, B. (2025). Atomistic Stability of Q-DNA: Molecular Dynamics Simulations and Structural Persistence Criteria (Version V1). Zenodo. <https://doi.org/10.5281/zenodo.18047941>

Ndenga, B. (2025). Four-Strand Pairing Beyond Watson–Crick: Interaction Hypergraphs, Controlled Degeneracy, and Sequence Constraints (Version V1). Zenodo. <https://doi.org/10.5281/zenodo.18040162>

Ndenga, B. (2025). Information, Entropy, and System Dynamics: A Unified Framework Toward an Extended Thermodynamic Principle of Organization Across Physical, Biological, and Computational Systems (Version V1). Zenodo. <https://doi.org/10.5281/zenodo.17924903>

Ndenga, B. (2025). The Informational Foundations of Organization in Physical and Biological Systems : Toward an Extended Thermodynamic Principle of Self-Organization (Version V1). Zenodo. <https://doi.org/10.5281/zenodo.17917388>

Ndenga, B. (2025). On Organizational Efficiency and the Limits of Non-Equilibrium Thermodynamics Toward an Information-Centered Theory of Organization (Version V1). Zenodo. <https://doi.org/10.5281/zenodo.17931806>

Ndenga, B. (2025). R-Law AI: A Thermodynamic Information–Entropy Framework for Self-Organizing Neural Networks Based on the IOE Principle (Version V1). Zenodo. <https://doi.org/10.5281/zenodo.17860353>

Ndenga, B. (2025). The Extended Fifth Law of Thermodynamics: Establishing Information as a Fundamental Physical Quantity (Version V1). Zenodo. <https://doi.org/10.5281/zenodo.17904738>

Ndenga, B. (2025). THE PRINCIPLE OF INFORMED ORGANIZATIONAL EFFICIENCY : A Comprehensive Foundational Framework for an Extended Fifth Law of Thermodynamics (Version V1). Zenodo. <https://doi.org/10.5281/zenodo.17848436>

Ndenga, B. (2025). Nano-Turbulence in Biological Systems: A New Paradigm (Version V1). Zenodo. <https://doi.org/10.5281/zenodo.17803565>

Ndenga, B. (2025). Schrödinger–Navier–Stokes– π Unified Computational Framework : A Unified Theoretical and Numerical Architecture for Quantum-Coherent Fluid Dynamics Across Physical and Biological Scales (Version V1). Zenodo. <https://doi.org/10.5281/zenodo.17832286>

Ndenga, B. (2025). The Complete Solution to the Glass Transition: A Unified Energy–Topology Landscape (ETL) Framework (Version V1). Zenodo. <https://doi.org/10.5281/zenodo.17741451>

Ndenga, B. (2025). Quantum-Fluid Interpretation of Enzymatic Tunnels and Energy Transport (Version V1). Zenodo. <https://doi.org/10.5281/zenodo.17822207>

Ndenga, B. (2025). Schrödinger–Navier–Stokes–Quantum- π : A Unified Model and Hybrid Numerical Method for Quantum Fluids with π -Phase Structure (Version V1). Zenodo. <https://doi.org/10.5281/zenodo.17770899>

Ndenga, B. (2025). Quantum π -Unification II: Definition, Mathematical Structure, and Foundational Properties of the Quantum π for Molecular Systems (Version V1). Zenodo. <https://doi.org/10.5281/zenodo.17716546>

Ndenga, B. (2025). Electrostatics of a Tetra-Stranded Polymer: Ionic Condensation and Nonlinear Screening (Version V1). Zenodo. <https://doi.org/10.5281/zenodo.18044219>

Ndenga, B. (2025). H-ImmQ π Decoder v2.0: A Bio-Inspired Quantum Error Decoder Integrating Immune Adaptation, Quantum- π Phase Control, and Quantum Metabolism (Version V1). Zenodo. <https://doi.org/10.5281/zenodo.17782652>

Ndenga, B. (2025). The Octet Rule Revisited: A Quantum-Continuum Framework for Chemical Bonding (Version V1). Zenodo. <https://doi.org/10.5281/zenodo.17703765>

Ndenga, B. (2025). Foundations of Quantum- π in Molecular Systems: A Fundamental Descriptor of Delocalization, Electronic Structure, and Molecular Stability. Zenodo. <https://doi.org/10.5281/zenodo.17692965>

Ndenga, B. (2025). Quantum π -Index in Advanced Materials: Predictive Framework for Nanostructures, Functional Polymers, and Superconducting States (Version V1). Zenodo. <https://doi.org/10.5281/zenodo.17662004>

Ndenga, B. (2025). Q-Synapse: A Hybrid Quantum–AI Platform for Tumor State Classification Using Real Genomic Data (Version V1). Zenodo. <https://doi.org/10.5281/zenodo.17655039>

Ndenga, B. (2025). Crystal-Guided AI Phototherapy for Personalized Oncology (Version V1). Zenodo. <https://doi.org/10.5281/zenodo.17398364>

Ndenga, B. (2025). Quantum π -Driven Predictive Chemistry: Applications to Reactivity, Electronic Structure, and Simulation-Based Forecasting (Version V1). Zenodo. <https://doi.org/10.5281/zenodo.17654148>

Ndenga, B. (2025). Numerical Solution of the Navier-Stokes Equations in 3D Using the Finite Volume Method: Application to the Millennium Problem. Zenodo. <https://doi.org/10.5281/zenodo.15531853>

Ndenga, B. (2025). Electronless Nuclear Matter: Magnetic Confinement and Bonding of Bare Nuclei in Extreme Fields (Version V1). Zenodo. <https://doi.org/10.5281/zenodo.15764734>

Ndenga, B., & Ndenga, B. (2025). AutoEvoChem V2.0 – A Smart Molecular Simulation & Synergy AI Toolkit for Computational Chemists and Biopharma Researchers. Zenodo. <https://doi.org/10.5281/zenodo.15774>

Ndenga, B. (2025). NanoChemicalDisc RDC-1000: A Novel Molecular Approach to Low-Cost Data Storage Using Colorimetric Encoding. Zenodo. <https://doi.org/10.5281/zenodo.15871728>

Ndenga, B. (2025). Autoevolving Nanodisk with Unlimited Memory: A Bioinspired and Quantum-Spiritual Approach (Version V1). Zenodo. <https://doi.org/10.5281/zenodo.16569012>

Ndenga, B. (2025). Self-Adaptive Photosynthetic Quantum Crystal: A Bioinspired Innovation for Intelligent Light Harvesting and Energy Conversion (Version V1). Zenodo. <https://doi.org/10.5281/zenodo.16585048>

Ndenga, B. (2025). Quantum-Nuclear DNA Computing: Using Nucleotide Spin States as Biological Quantum Bits for Molecular Calculations (Version V1). Zenodo. <https://doi.org/10.5281/zenodo.16891194>

Ndenga, B. (2025). BECChem: Self-Evolving Chemical AI for Advanced Molecular Analysis (Version V1). Zenodo. <https://doi.org/10.5281/zenodo.16934328>

Ndenga, B. (2025). Nuclear Matter Without Electrons: The Magneto-Nuclear Periodic Table (MNPT) and the Taxonomy of Nucleomorphs (Version V1). Zenodo. <https://doi.org/10.5281/zenodo.16955871>

Ndenga, B. (2025). Design of Multi-Target Hybrid Molecules for Synergistic Therapy of Malaria and Human African Trypanosomiasis (Version V1). Zenodo. <https://doi.org/10.5281/zenodo.17074442>

Ndenga, B. (2025). Biological Neural Calculator Using Plant-Based Electromagnetic Responses (Version V1). Zenodo. <https://doi.org/10.5281/zenodo.17094316>

Ndenga, B. (2025). Title: Molecular Wormhole Chemistry: Electronic Non-Locality Induced by Wormhole-Like Geometries in Conjugated Molecular Systems (Version V1). Zenodo. <https://doi.org/10.5281/zenod.17114802>

Ndenga, B. (2025). Towards a Unified AI-Driven Quantum Framework: Beyond Density Functional Theory for 3D Materials.
<https://doi.org/10.5281/zenodo.17148362>

Ndenga, B. (2025). A Knot-Theoretic Approach to Turbulence: Toward Predictive Invariants in 3D Fluid Flows (Version V1). Zenodo.
<https://doi.org/10.5281/zenodo.17172786>

Ndenga, B. (2025). Towards a Unified Field Theory of Chemistry: Bridging Quantum, Organic, and Biochemical Reactions through a Single Formalism (Version V1). Zenodo. <https://doi.org/10.5281/zenodo.17217047>

Ndenga, B. (2025). Vacuum Metabolism: A Theoretical Framework for Biological Exploitation of Quantum Zero-Point Energy (Version V1). Zenodo.
<https://doi.org/10.5281/zenodo.17261682>

Ndenga, B. (2025). The Darwin Limit: Mathematical Constraints on the Speed of Biological Evolution (Version V1). Zenodo.
<https://doi.org/10.5281/zenodo.17280016>

Ndenga, B. (2025). Integrating AI, Photonics, and Molecular Modeling: The Future of Precision Medicine (Version V1). Zenodo.
<https://doi.org/10.5281/zenodo.17295049>

Ndenga, B. (2025). Photonics + AI: Revolutionizing In Silico Drug Design (Version V1). Zenodo. <https://doi.org/10.5281/zenodo.17315749>

Ndenga, B. (2025). Photonics and AI in Computational Oncology: Accelerating the Design of Next-Generation Cancer Therapies (Version V1). Zenodo.
<https://doi.org/10.5281/zenodo.17341571>

Ndenga, B. (2025). AI-Driven Light-Spectrum Optimization for Photonic Drug Discovery (Version V1). Zenodo. <https://doi.org/10.5281/zenodo.17360624>

Ndenga, B. (2025). Photon-Enhanced AI Platforms for Multimodal Therapeutics (Version V1). Zenodo. <https://doi.org/10.5281/zenodo.17373765>

Ndenga, B. (2025). AI-Optimized Photon-Assisted Molecular Docking for Rapid Drug Discovery (Version V1). Zenodo. <https://doi.org/10.5281/zenodo.17416035>

Ndenga, B. (2025). Photonics + AI for Real-Time Molecular Interaction Mapping (Version V1). Zenodo. <https://doi.org/10.5281/zenodo.17435502>

Ndenga, B. (2025). Light-Speed AI for Personalized Drug Optimization (Version V1). Zenodo. <https://doi.org/10.5281/zenodo.17456941>

Ndenga, B. (2025). Introduction to the Concept of π in the Quantum World (Version V1). Zenodo. <https://doi.org/10.5281/zenodo.17509410>

Ndenga, B. (2025). π in Fundamental Quantum Systems (Version V1). Zenodo. <https://doi.org/10.5281/zenodo.17532815>

Ndenga, B. (2025). Spectrally-Driven Active Learning Enables Femtojoule-Efficient Discovery of Photocatalysts in Under One Hour: The LuminaFemto AI Platform (Version V1). Zenodo. <https://doi.org/10.5281/zenodo.17497652>

Ndenga, B., & Ometie, C. (2025). Polyunsaturated Neuroprotectants as Adjuvant Agents: Anti-Proliferative and Membrane-Stabilizing Effects of Nuciferous Compounds from *Juglans regia* in Invasive Glioma Models (Version V1). Zenodo. <https://doi.org/10.5281/zenodo.17557055>

Ndenga, B. (2025). The IOE Ratio: Quantifying Organizational Potential in Complex Systems (Version V1). Zenodo. <https://doi.org/10.5281/zenodo.17956802>

Ndenga, B. (2025). Bio-IA Supercomputer: Concept, Design, and Implementation of an AI-Integrated Biocomputer (Version V1). Zenodo. <https://doi.org/10.5281/zenodo.17562958>

Ndenga, B. (2025). π and the Quantum Structure of Probability: From Wavefunction Normalization to Statistical Distributions (Version V1). Zenodo. <https://doi.org/10.5281/zenodo.17569342>

Ndenga, B. (2025). π as a Quantum Signature: Applications and Universal Implications (Version V1). Zenodo. <https://doi.org/10.5281/zenodo.17589339>

Ndenga, B. (2025). Hormonal Receptor Modulation by Lipid Phytoconstituents: The Role of Monounsaturated Fatty Acids and Folate Derivatives from *Persea americana* in Endometrial Carcinogenesis Prevention (Version V1). Zenodo. <https://doi.org/10.5281/zenodo.17595231>

Ndenga, B. (2025). Gastro-Oncology of Ginger: A Molecular Dissection of Gingerols and Shogaols as Dual Anti-Inflammatory and Anti-Mutagenic Agents in Gastric Carcinogenesis — with AutoEvoChem V2.0 Simulation Pipeline (Version V1). Zenodo. <https://doi.org/10.5281/zenodo.17665633>

Ndenga, B. (2025). π and Delocalized Electrons: A Quantum-Chemical Reassessment of Coherence, Stability, and Molecular Structure (Version V1). Zenodo. <https://doi.org/10.5281/zenodo.17613175>

Ndenga, B. (2025). Toward a Quantum Definition of π in Molecular Systems: Original Formula, Mathematical Framework, and Foundational Implications (Version V1). Zenodo. <https://doi.org/10.5281/zenodo.17633204>

Ndenga, B. (2025). Innovative Limonoid-Based Targeted Therapy: Citrus-Derived Compounds for Selective Apoptosis and Cell-Cycle Control in Estrogen-Dependent Breast Cancer (Version V1). Zenodo. <https://doi.org/10.5281/zenodo.17619732>

Ndenga, B. (2026). The HIV Paradox: Acquired Immunodeficiency, Latent Reservoirs, and Mechanisms of Viral Persistence Why Antiretroviral Therapies Fail to Achieve a Curative Outcome (Version V1). Zenodo. <https://doi.org/10.5281/zenodo.18148991>

Ndenga, B. (2025). Carotenoid Signaling and Mitochondrial Protection at the Crossroads of Cardio-Oncology: Lycopene as a Dual Modulator of Cardiovascular and Cancer Risk (Version V1). Zenodo. <https://doi.org/10.5281/zenodo.18009606>

Ndenga, B. (2025). Resolving Nanoscale Reaction Kinetics: A Unified Framework from Classical Chemistry to Quantum Collectivity (Version V1). Zenodo. <https://doi.org/10.5281/zenodo.17754650>

Ndenga, B. (2025). Q-BattX Cloud™: A Quantum-AI-Driven Cloud Platform for Next-Generation Energy Storage Simulation and Optimization (Version V1). Zenodo. <https://doi.org/10.5281/zenodo.17643284>

Ndenga, B. (2025). Correlated Quantum Matter Beyond Band Theory: A Continuum-Interaction Formalism for Strongly Coupled Electrons (Version V1). Zenodo. <https://doi.org/10.5281/zenodo.17727011>

MULONSO, H., Ndenga, B., & MATAMBA MPINGIJA, C. (2025). Techniques Used for Analyzing Fatty Acids in Food (Version V1). Zenodo. <https://doi.org/10.5281/zenodo.17417545>

MULONSO, H., Ndenga, B., & Kabena Ilunga, M. (2025). Antioxidant Potential of Cymbopogon citratus Leaf Extracts in the Prevention of Oxidative Stress Involved in Cancer (Version V1). Zenodo. <https://doi.org/10.5281/zenodo.17429758>

MULONSO, H., Ndenga, B., & MATAMBA MPINGIJA, C. (2025). Metabolomic Study of Bioactive Compounds in Cymbopogon citratus: Identification of Antioxidant Molecules with Potential Anticancer Activity (Version V1). Zenodo. <https://doi.org/10.5281/zenodo.17458790>

MULONSO, H., & Ndenga, B. (2025). Phytochemical Analysis and Free Radical Scavenging Activity of Methanolic and Chloroformic Extracts of Cymbopogon citratus: Implications for Can